



Location: CMA5b - Pedestrian Plaza

Report on 24-hour TSP monitoring for EP-376/2009

Action Level - 209.9 µg/m<sup>3</sup>

Limit Level - 260 µg/m<sup>3</sup>

Date	Sampling Time	Weather Condition	Filter paper no.	Filter Weight, g		Elapse Time, hr		Sampling Time, hr	Flow Rate, m <sup>3</sup> /min			Total Volume, m <sup>3</sup>	TSP Level, µg/m <sup>3</sup>
				Initial	Final	Initial	Final		Initial, Q <sub>si</sub>	Final, Q <sub>sf</sub>	Average		
27-Oct-18	8:00	Fine	27920	2.6923	2.8383	11062.49	11086.49	24.00	0.92	0.92	0.92	1320	110.6
03-Nov-18	15:40	Cloudy	27872	2.6939	2.7391	11092.49	11116.49	24.00	0.92	0.92	0.92	1325	34.1
08-Nov-18	8:00	Cloudy	27865	2.7181	2.9003	11116.49	11140.49	24.00	0.92	0.92	0.92	1320	138.0
14-Nov-18	8:00	Cloudy	28152	2.7080	2.8462	11143.49	11167.49	24.00	0.92	0.92	0.92	1324	104.4
21-Nov-18	15:59	Cloudy	28330	2.6835	2.7679	11196.32	11220.32	24.00	1.05	1.07	1.06	1526	55.3
27-Nov-18	15:23	Cloudy	28385	2.6486	2.7096	11220.57	11244.57	24.00	0.93	0.93	0.93	1338	45.6

Remarks: Due to interruption of electricity, the 24hr TSP was rescheduled from 2, 20,26 November 2018 to 3, 21,27 November 2018.

Report on 1-hour TSP monitoring for EP-376/2009

Action Level - 339.7 µg/m<sup>3</sup>

Limit Level - 500 µg/m<sup>3</sup>

Date	Sampling Time	Weather Condition	Filter paper no.	Filter Weight, g		Elapse Time, hr		Sampling Time, hr	Flow Rate, m <sup>3</sup> /min			Total Volume, m <sup>3</sup>	TSP Level, µg/m <sup>3</sup>
				Initial	Final	Initial	Final		Initial, Q <sub>si</sub>	Final, Q <sub>sf</sub>	Average		
29-Oct-18	13:00	Fine	28002	2.6689	2.6794	11086.49	11087.49	1.00	0.92	0.92	0.92	55	191.1
29-Oct-18	15:29	Fine	27967	2.6761	2.6868	11087.49	11088.49	1.00	0.92	0.92	0.92	55	194.8
29-Oct-18	16:50	Fine	27780	2.7167	2.7410	11088.49	11089.49	1.00	0.92	0.92	0.92	55	442.4
03-Nov-18	8:15	Cloudy	27152	2.6831	2.6866	11089.49	11090.49	1.00	0.92	0.92	0.92	55	63.2
03-Nov-18	9:37	Cloudy	27956	2.6914	2.6949	11090.49	11091.49	1.00	0.92	0.92	0.92	55	63.2
03-Nov-18	13:00	Cloudy	28072	2.7029	2.7061	11091.49	11092.49	1.00	0.92	0.92	0.92	55	57.8
09-Nov-18	8:04	Cloudy	28106	2.7140	2.7198	11140.49	11141.49	1.00	0.92	0.92	0.92	55	105.4
09-Nov-18	9:25	Cloudy	28200	2.6840	2.6944	11141.49	11142.49	1.00	0.92	0.92	0.92	55	189.1
09-Nov-18	10:30	Cloudy	28197	2.7114	2.7225	11142.49	11143.49	1.00	0.92	0.92	0.92	55	201.8
15-Nov-18	8:07	Cloudy	28206	2.7010	2.7060	11167.49	11168.49	1.00	0.92	0.92	0.92	55	90.6
15-Nov-18	9:50	Cloudy	28213	2.6972	2.7035	11168.49	11169.49	1.00	0.92	0.92	0.92	55	114.1
15-Nov-18	13:00	Cloudy	28222	2.6586	2.6655	11169.49	11170.49	1.00	0.92	0.92	0.92	55	125.0
21-Nov-18	8:10	Cloudy	28161	2.6762	2.6805	11193.32	11194.32	1.00	0.92	0.92	0.92	55	78.1
21-Nov-18	9:30	Cloudy	28259	2.6585	2.6641	11194.32	11195.32	1.00	0.92	0.92	0.92	55	101.6
21-Nov-18	13:20	Cloudy	28307	2.6921	2.6957	11195.32	11196.32	1.00	0.92	0.92	0.92	55	65.3
27-Nov-18	8:15	Cloudy	28366	2.6563	2.6588	11217.57	11218.57	1.00	0.93	0.93	0.93	56	45.0
27-Nov-18	11:00	Cloudy	28379	2.6764	2.6809	11218.57	11219.57	1.00	0.93	0.93	0.93	56	81.0
27-Nov-18	13:00	Cloudy	28380	2.7014	2.7033	11219.57	11220.57	1.00	0.93	0.93	0.93	56	34.2



Location: CMA6a - WDII PRE Office

Report on 24-hour TSP monitoring for EP-376/2009

Action Level - 207.1 µg/m<sup>3</sup>

Limit Level - 260 µg/m<sup>3</sup>

Date	Sampling Time	Weather Condition	Filter paper no.	Filter Weight, g		Elapse Time, hr		Sampling Time, hr	Flow Rate, m <sup>3</sup> /min			Total Volume, m <sup>3</sup>	TSP Level, µg/m <sup>3</sup>
				Initial	Final	Initial	Final		Initial, Q <sub>si</sub>	Final, Q <sub>sf</sub>	Average		
27-Oct-18	8:00	Fine	27807	2.6611	2.7806	4747.04	4771.04	24.00	1.06	1.05	1.05	1518	78.7
02-Nov-18	8:00	Cloudy	28004	2.6759	2.7656	4774.04	4798.04	24.00	1.13	1.06	1.10	1577	56.9
08-Nov-18	8:00	Cloudy	27874	2.6832	2.8867	4801.04	4825.04	24.00	1.12	1.12	1.12	1618	125.8
14-Nov-18	8:00	Cloudy	28177	2.6853	2.7696	4828.04	4852.04	24.00	1.06	1.06	1.06	1522	55.4
20-Nov-18	8:00	Cloudy	28263	2.6742	2.7396	4855.04	4879.04	24.00	1.06	1.06	1.06	1522	43.0
26-Nov-18	8:00	Cloudy	28315	2.6691	2.6952	4882.04	4906.04	24.00	1.07	1.06	1.07	1535	17.0

Report on 1-hour TSP monitoring for EP-376/2009

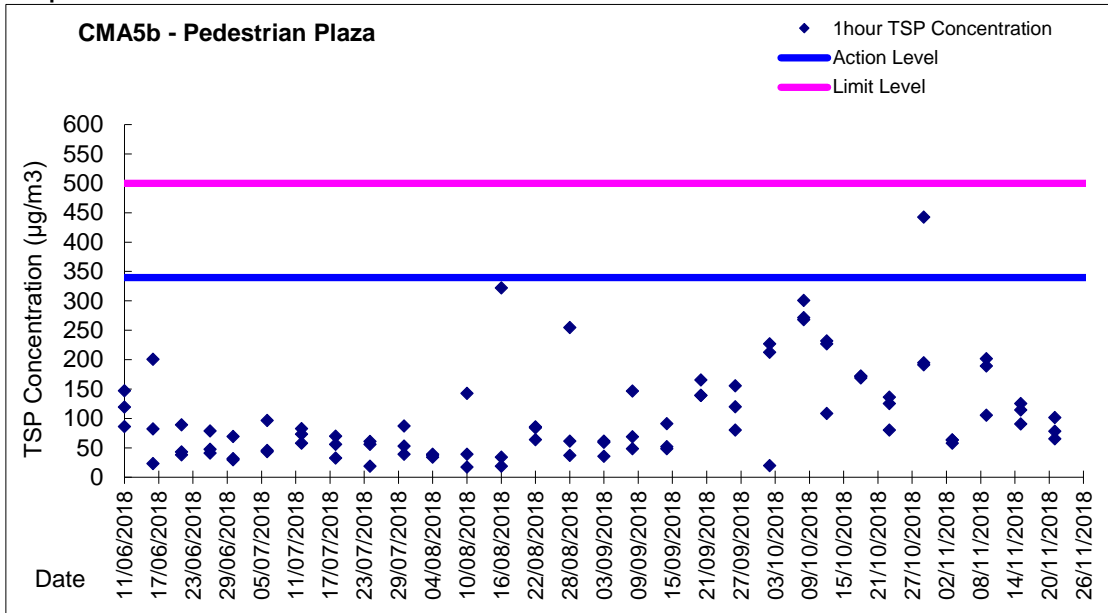
Action Level - 333 µg/m<sup>3</sup>

Limit Level - 500 µg/m<sup>3</sup>

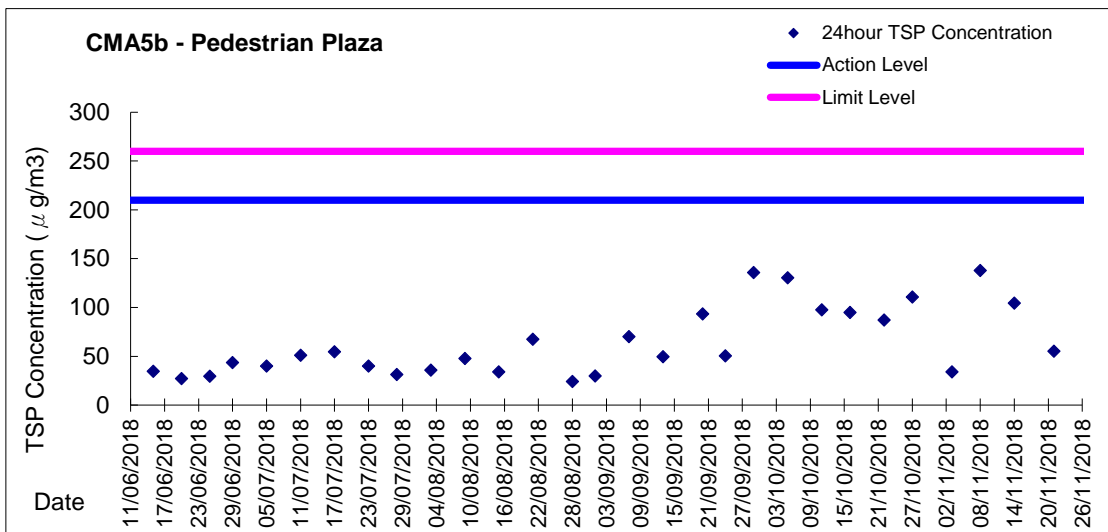
Date	Sampling Time	Weather Condition	Filter paper no.	Filter Weight, g		Elapse Time, hr		Sampling Time, hr	Flow Rate, m <sup>3</sup> /min			Total Volume, m <sup>3</sup>	TSP Level, µg/m <sup>3</sup>
				Initial	Final	Initial	Final		Initial, Q <sub>si</sub>	Final, Q <sub>sf</sub>	Average		
29-Oct-18	13:00	Fine	27963	2.6685	2.6730	4771.04	4772.04	1.00	1.09	1.09	1.09	65	68.9
29-Oct-18	14:09	Fine	27881	2.6973	2.7020	4772.04	4773.04	1.00	1.09	1.09	1.09	65	72.0
29-Oct-18	15:12	Fine	27965	2.6747	2.6838	4773.04	4774.04	1.00	1.05	1.05	1.05	63	144.0
03-Nov-18	8:17	Cloudy	27959	2.6701	2.6712	4798.04	4799.04	1.00	1.06	1.06	1.06	64	17.3
03-Nov-18	9:50	Cloudy	28070	2.7016	2.7037	4799.04	4800.04	1.00	1.06	1.06	1.06	64	33.0
03-Nov-18	13:00	Cloudy	27969	2.6733	2.6767	4800.04	4801.04	1.00	1.06	1.06	1.06	64	53.4
09-Nov-18	8:05	Cloudy	28105	2.7176	2.7228	4825.04	4826.04	1.00	1.12	1.12	1.12	67	77.1
09-Nov-18	9:35	Cloudy	28151	2.6718	2.6783	4826.04	4827.04	1.00	1.12	1.12	1.12	67	96.4
09-Nov-18	10:40	Cloudy	28195	2.7089	2.7181	4827.04	4828.04	1.00	1.12	1.12	1.12	67	136.4
15-Nov-18	8:18	Cloudy	28180	2.6989	2.7015	4852.04	4853.04	1.00	1.06	1.06	1.06	63	41.0
15-Nov-18	10:05	Cloudy	28214	2.6854	2.6907	4853.04	4854.04	1.00	1.06	1.06	1.06	63	83.5
15-Nov-18	13:00	Cloudy	28224	2.7186	2.7231	4854.04	4855.04	1.00	1.06	1.06	1.06	63	70.9
21-Nov-18	8:05	Cloudy	28256	2.6928	2.6967	4879.04	4880.04	1.00	1.06	1.06	1.06	63	61.6
21-Nov-18	9:40	Cloudy	28301	2.6915	2.6968	4880.04	4881.04	1.00	1.06	1.06	1.06	63	83.7
21-Nov-18	13:00	Cloudy	28306	2.6901	2.6962	4881.04	4882.04	1.00	1.16	1.16	1.16	70	87.6
27-Nov-18	8:02	Cloudy	28364	2.6486	2.6500	4906.04	4907.04	1.00	1.06	1.06	1.06	64	21.9
27-Nov-18	9:33	Cloudy	28371	2.7032	2.7048	4907.04	4908.04	1.00	1.06	1.06	1.06	64	25.1
27-Nov-18	13:00	Cloudy	28377	2.6947	2.6963	4908.04	4909.04	1.00	1.06	1.06	1.06	64	25.1



Graphic Presentation of 1 hour TSP Result for EP-376/2009

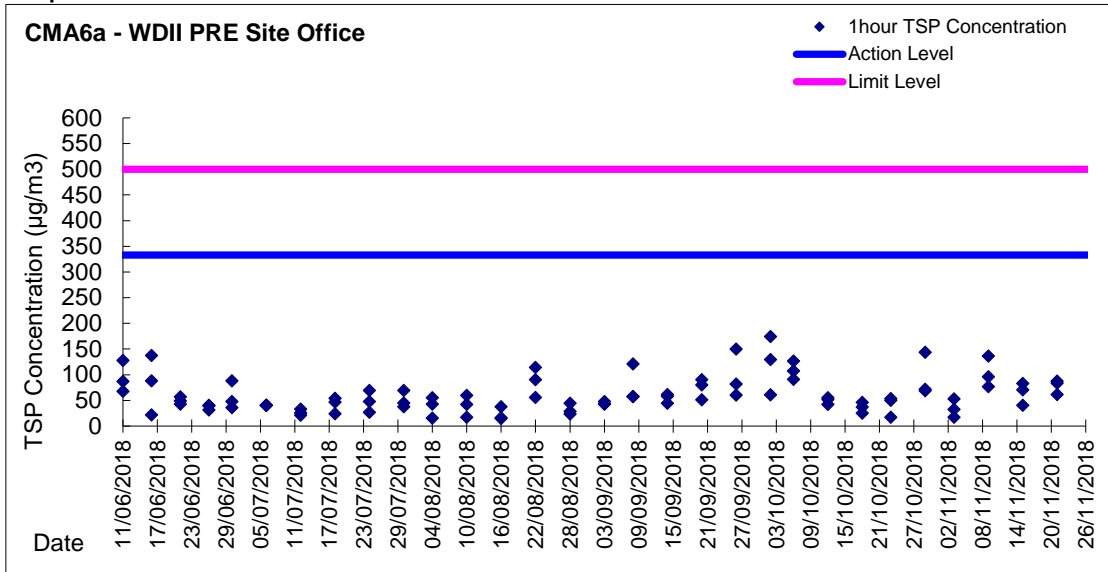


Graphic Presentation of 24 hour TSP Result for EP-376/2009





Graphic Presentation of 1 hour TSP Result for EP-376/2009



Graphic Presentation of 24 hour TSP Result for EP-376/2009

